

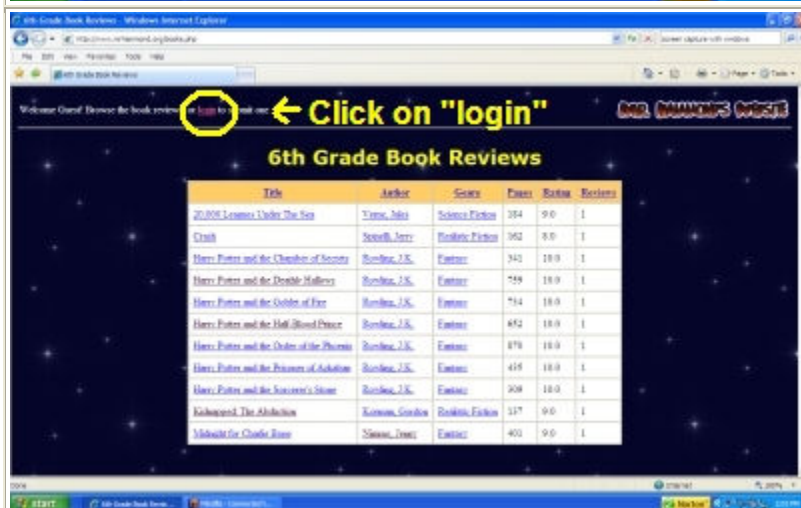
# Submitting a Book Review



- Open your internet browser.
- Type in www.mrhammond.org in the address window.
- When Mr. Hammond's site loads, click on the Reading button on the left.



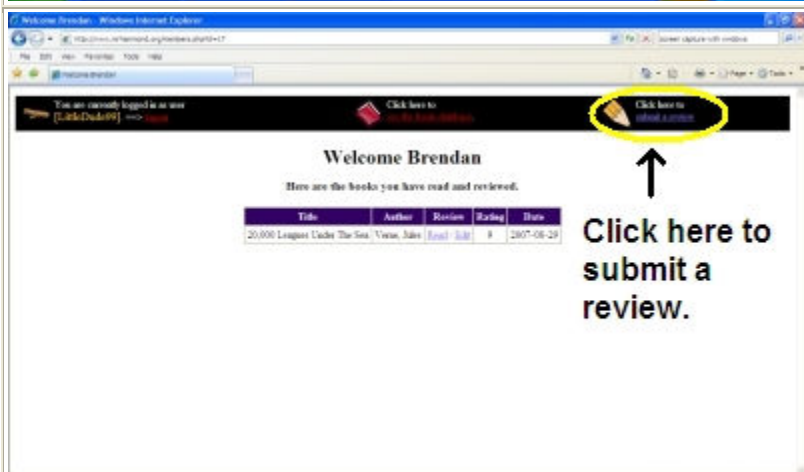
- Click on the link for 6th Grade Book Reviews.



- From here you can browse the book reviews that have already been submitted.
- The database can be sorted by Title, Author, Genre, Pages, Rating, and Reviews. Click on the column heading to sort by that category.
- Clicking on an author's name will show you all of the reviewed books by that author.
- Clicking on a genre will show you all of the reviewed books in that genre.
- You must be logged in to submit a book review. Click on the word "login" at the top of the page.



- Enter the username and password.
- Click the Login button.
- If it doesn't work, you'll be asked to try again.
- If you can't login, you will have to ask your teacher to give you your login information again.
- IMPORTANT!!! Do not share your login information with anyone else. Your book reviews will be graded.



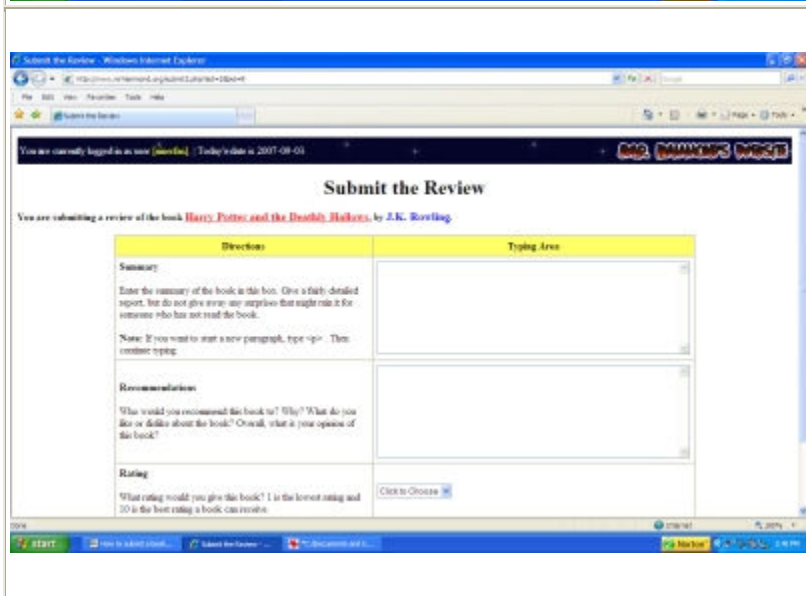
- When you have logged in successfully you will be directed to your personal page. This page lists all of the book reviews that you have submitted.
- You can read or edit your book reviews at any time. Be sure to edit your book review if you find spelling errors or any other problems.
- If you want to submit a book review, then click on the link at the top of the page.



- You will be given an alphabetical listing of all the authors. Look at this list carefully! If you see your author on the list, then you must click on his/her name. This is necessary to prevent multiple submissions of the same author.
- If you have carefully read the list and you still don't see your author, then you can add him/her in the boxes below. Be sure to spell both parts of the name correctly. Remember, names begin with a capital letter.



- Once you have selected your author, the books that he/she has written will be listed. Click on the title for the book you are reviewing.
- If you don't see your book listed, you can enter it in the boxes below.



- Once you have selected or entered the title, you will be able to write your review.
  - Write a summary of the book in the first box. Do not give away the ending of the story (or any key parts).
  - Describe your thoughts and/or feelings about the book in the second box. You can also recommend this book to certain audiences.
  - Give the book a rating. Click on the arrow and select a number between 1 and 10, with 10 being the highest possible rating.
  - Click on Submit.
- TIP - It might pay off to copy what you've typed into a text file or a word file before you submit the review. That way, your information will still be available if the internet disconnects or otherwise malfunctions. Then you can always retrieve it again and copy it back into the form.